

## Fund Factsheet

# Reksa Dana

## Reksa Dana Manulife Saham Syariah ESG Transisi Global Dolar AS Kelas A2

April 2026

Sharia Equity Mutual Fund

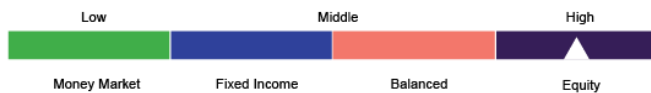
Effective date	: 06 Jul 23
Effective Letter number	: OJK S-1883/PM.02/2023
Inception date	: 18 Jan 24
Currency	: US dollar
Net Asset Value/unit	: USD1.3599
Total Net Asset Value	: USD3,721,371.93
Minimum investment	: Initial : USD10,000.00 Next : USD100.00
Units offered	: 300,000,000
Valuation	: Daily
Management fee	: Max. 3.00%
Custodian fee	: Max. 0.25%
Subscription fee	: Max. 2.00%
Switching fee	: Max. 1.00%
Redemption fee	: Max. 2.00%
Custodian bank	: PT Bank HSBC Indonesia
ISIN Code	: IDN000511706

Reksa Dana Manulife Saham Syariah ESG Transisi Global Dolar AS Kelas A2 is one of the share classes of MAGET. Information on effective date, Effective Letter Number, investment objective, Total Net Asset Value, Top 10 holdings, investment allocation and portfolio percentage refer to those of MAGET.

### Major risks

Risk of Decrease in Net Asset Value, Liquidity Risk, Changes in Economic and Political Conditions, Change of Securities Allocation in Investment Policy, Investment Value Risk, Changes in Tax Regulation, Interest Rate Risk, Dissolution and Liquidation Risks, Exchange Rate Risk, Risk that the Sharia Securities are no longer categorized as Sharia Securities, Risk of investing in line with the Low-Carbon Economy and Sustainable Transition theme.

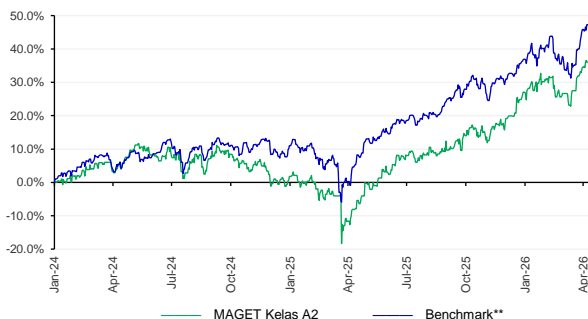
### Risk classification



### Risk descriptions

**Low:** This mutual fund has a relatively stable movement with limited growth potential. **Medium:** This mutual fund has a low to moderate movement with moderate growth potential. **High:** This mutual fund has a relatively volatile movement with relatively high growth potential.

### Performance since inception



### Custodian bank

PT Bank HSBC Indonesia (previously known as PT Bank Ekonomi Rahaerja) has been operating in Indonesia since 1989 which is part of the HSBC Group. PT Bank HSBC Indonesia is a custodian bank registered and supervised by the Otoritas Jasa Keuangan ("OJK") with license No. KEP-02/PM.2/2017 dated January 20, 2017.

### Customer services

Weekdays 08.00 - 17.00 WIB  
 Telephone : 021 2555 2255  
 Email : hai@manulifeam.com  
 Chat : manulifeam.co.id  
 ifunds.manulifeam.co.id  
 WhatsApp : 08112552256

### Social media

Facebook : reksa.dana.manulife  
 Instagram : @reksa.dana.manulife  
 Twitter : @ManulifeRD  
 YouTube : Reksa Dana Manulife

### Investment manager

Established in 1996, PT Manulife Aset Manajemen Indonesia (MAMI) is a member of Manulife that offers investment management and mutual fund products in Indonesia. Since its establishment, MAMI has consistently maintained its position as one of the leading companies in Indonesia's investment management industry, with asset under management of IDR 124 trillion as per December 2025. MAMI manages 37 mutual funds comprising money market, balanced, fixed income, equity, in Rupiah and US Dollar, as well as sharia. MAMI is registered and supervised by Otoritas Jasa Keuangan, and licensed No. Kep-07/PM/MI/1997 dated 21 August, 1997.

### Investment objective

Reksa Dana Manulife Saham Syariah ESG Transisi Global Dolar AS ("MAGET") aims to provide potential long-term capital appreciation through investment mostly in offshore Sharia-compliant securities that have business activities focusing in low carbon economy and sustainable environment.

### Investment allocation

Sharia Equity	: 80 - 100%
Money Market	: 0 - 20%

### Top 10 holdings

Microsoft Corp	5.41%
Cisco Systems Inc	3.55%
Analog Devices Inc	3.38%
NVIDIA Corp	3.38%
Xylem Inc/NY	3.29%
ABB Ltd	3.14%
ON Semiconductor Corp	2.85%
Waste Connections Inc	2.80%
Air Liquide SA	2.75%
Power Integrations Inc	2.49%

### % portfolio

Offshore Sharia Equity Securities	: 97.07%
Sharia Money Market	: 2.93%

### Sector allocation<sup>^</sup>

Industrials	29.64%
Materials	26.16%
Information Technology	25.45%
Others	18.75%

### Performance

	YTD	1 Mo	3 Mo	6 Mo	1 Yr	3 Yr*	5 Yr*	Since Inception*
MAGET Kelas A2	13.49%	7.78%	6.62%	16.94%	47.61%	n/a	n/a	14.43%
Benchmark**	11.54%	11.31%	6.93%	12.89%	40.42%	n/a	n/a	18.69%

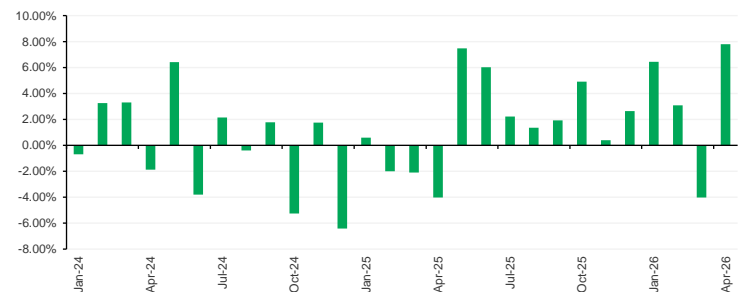
Highest month Apr 26 7.78%

Lowest month Dec 24 -6.41%

### Notes

<sup>^</sup> Based on GICS (Global Industry Classification Standards).  
<sup>\*</sup> Annualized performance using compound method, for products older than one year since inception.  
<sup>\*\*</sup> MSCI ACWI Islamic Index (USD)  
<sup>#</sup> For products launched <5 years ago, monthly performance graph displayed is since inception.

### Monthly performance for the last 5 years<sup>#</sup>



For more information, Prospectus can be found at manulifeam.co.id. In compliance with OJK regulation, confirmation statements of subscription, switching and redemption transactions are valid proof of ownership of the Participation Unit of mutual fund, issued by the custodian bank and can be seen at <https://akses.ksei.co.id>.

### Disclaimer

Investment in mutual funds involves risks. Before making investment decision, potential investor must read and understand the prospectus. Past performance does not guarantee/indicate future performance. Otoritas Jasa Keuangan does not provide a statement of approval or disapproval of this Securities, nor does it state the truth or adequacy of the contents of this mutual fund's prospectus. Any statement that contradicts these matters is illegal. Mutual funds are Capital Market products and not products issued by Selling Agents/Banks. Investments in mutual funds are not part of bank's third party deposits and are not included in the scope of the deposit insurance program of The Indonesia Deposit Insurance Corporation. Selling Agents are not responsible for any claims and risks of managing portfolio of the mutual funds carried out by the Investment Manager. This product information summary does not substitute fund prospectus and is prepared by PT Manulife Aset Manajemen Indonesia solely for informational purpose and does not constitute a solicitation to buy or sell securities. Information provided in this document is presented correctly. Investors are advised to seek professional opinion before making an investment decision. Past performance is not an indication of future performance, nor is it estimation of future performance or trends. PT Manulife Aset Manajemen Indonesia is an Investment Manager licensed and supervised by OJK.